

# Spring Loaded Fold Down Pins

## Instructions For Use




To place the pins in the upright position, pull the pin towards you.



While holding the pin at the bottom, rotate it to the upright and locked position.



Repeat with the other pin and seat both pins into the Clamp.




To lower the pin, grab the pin at the bottom and pull the pin creating a gap at the pin base.



# Spring Loaded Fold Down Pins IFU continued




Rotate to the lowered position.



Repeat with the other pin.

## Set Up Test Procedure



1 ~ Confirm the sliding pins are pushed completely down and fully seated in the clamp.

