


# ***SuperBump™***

## **Instructions For Use**

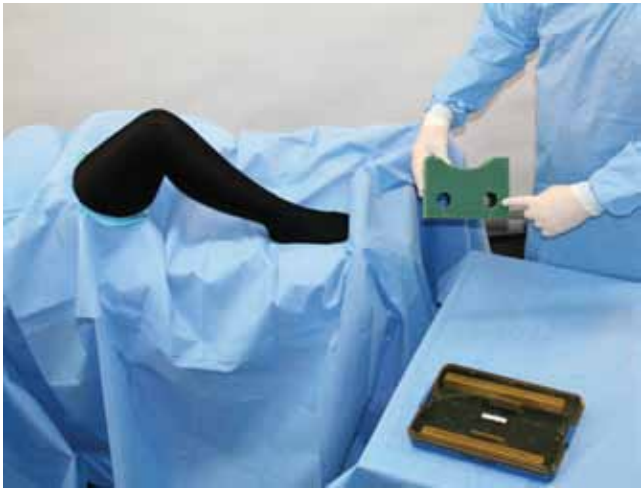
SuperBump™ vs Under Drape Technique during Knee Procedures



Sterilizable Weights  
and  
Sterile Packaged SuperBump™



Standard draping of  
patient's leg



Holes in SuperBump™  
to accept sterile weights

Insert weights  
into SuperBump™

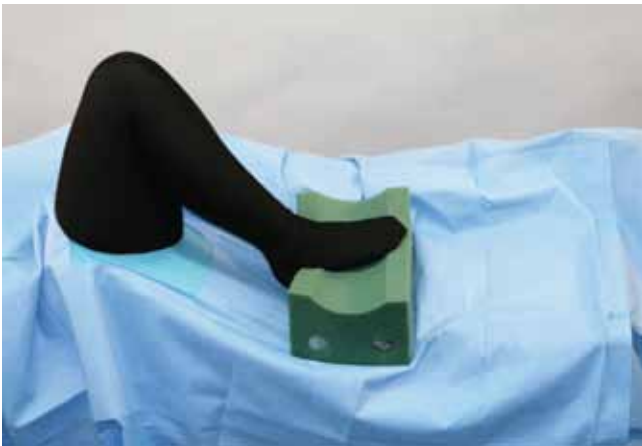


# SuperBump™

## Instructions For Use

With knee at 90 degrees,  
pull drape taut

Position weighted SuperBump™  
under the patient's foot



Adjust  
position  
as needed



SuperBump™ provides  
a platform to close

### Set Up Test Procedure



1. Check that weights are fully inserted into foam



**imp**® *Innovative*  
Medical Products, Inc.

*A GLOBAL LEADER IN PATIENT POSITIONING*

87 Spring Lane, Plainville, CT 06062

PH: (860) 793-0391 FAX: (866) 459-1805

Toll Free PH: 1-800-467-4944

[www.impmedical.com](http://www.impmedical.com)

STERILE EO



Latex Free

SuperBump™ is a Trademark of Innovative Medical Products, Inc.  
©2014 Innovative Medical Products, Inc.  
All Rights Reserved 08/2014