



Knee Positioning Triangles™ Patient Protective Pad Instructions For Use



1. Hold package at the edge and lift the base of the white sealed paper.



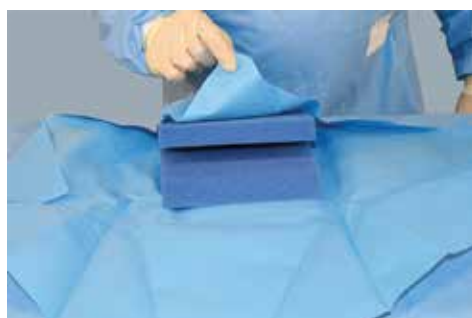
2. In one motion, peel the white seal off the opening of the sterile package.




3. Present the sterile wrapped foam patient protective pad to the sterile field with appropriate sterile technique protocol.




4. Unwrap the sterile foam patient protective pad.





Knee Positioning Triangles™ Instructions For Use



5. Place the foam pad on the appropriate Triangle.



6. Position the Triangle under the knee with the angle necessary for the procedure.



Set Up Test Procedure



- 1 ~ Ensure the foam patient protective pad is positioned correctly on the knee triangle.
- 2 ~ Confirm the knee triangle and pad are located correctly under the knee.



STERILE EO



imp® Innovative

Medical Products, Inc.
87 Spring Lane, PO Box 8028
Plainville, CT 06062

PH: (860) 793-0391 FAX: (866) 459-1805
Toll Free PH: 1-800-467-4944

www.impmedical.com