



# *imp*® Universal Lateral Positioner® System Instructions For Use



1. Attach the Clip-On™ Pad Set to the Base Plate, Back Plate, and the Anterior Support Column prior to transferring the patient onto the OR table.



# *imp* Universal Lateral Positioner® System Instructions For Use




2. Place the Base Plate on the OR table in the approximate location of the patient's iliac crest and place the T-Lock over the 2 pins and into the rail clamp




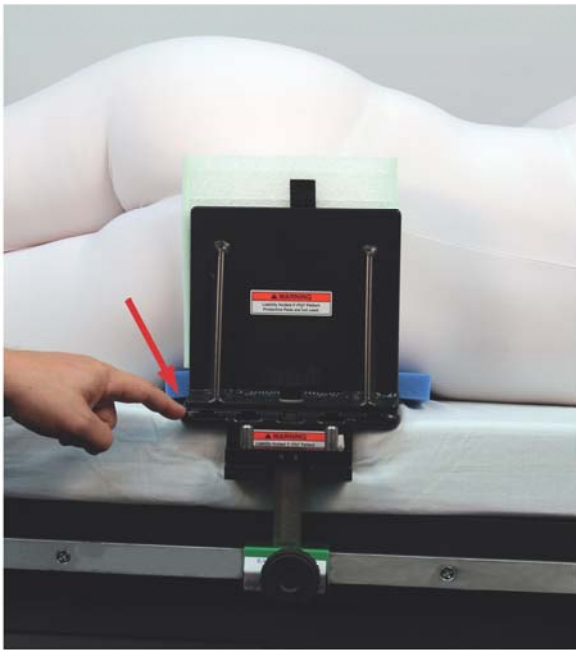
Tighten the clamp knob.

3. Position and roll the patient on their side such that their iliac crest is located near one of the five grooves in the Base Plate.



# *imp* Universal Lateral Positioner® System Instructions For Use

4. Slide the Back Plate into the groove that best accommodates the lumbar pad with the patient's anatomy.



Keep the edge of the Back Plate in line with the Base Plate edge. This allows more adjustability for the Anterior Support Column.

5. Insert the Anterior Support Column into the groove closest to the patient's head and lock into place.




6. Insert the Hyperflexion Plate into the groove of the Base Plate, whereby the pads of the Anterior Support Column contact the patient's iliac crests.



# imp Universal Lateral Positioner® System Instructions For Use

7. *Optional:* Remove bottom arm to allow more space for the abdomen of larger patients.



8. Tighten all knobs prior to starting procedure.




## Set Up Test Procedure



Tighten Clockwise to Lock All Knobs

1 ~ Make sure all IMP® Patient Protective Pads are attached.

2 ~ Check All Locking Knobs.



Universal Lateral Positioner® is a registered trademark of Innovative Medical Products, Inc.  
Universal Lateral Positioner® U.S. Patent No. 6,003,176  
Clip-On™ is a trademark of Innovative Medical Products, Inc.  
Clip-On™ Patient Protective Pads U.S. Patent No. 7,426,930  
© January 2015 Innovative Medical Products, Inc.  
ALL RIGHTS RESERVED

**imp** Innovative

Medical Products, Inc.  
87 Spring Lane, PO Box 8028  
Plainville, CT 06062  
PH: (860) 793-0391 FAX: (866) 459-1805  
Toll Free PH: 1-800-467-4944  
[www.impmedical.com](http://www.impmedical.com)